

616
K 49

Yu. Bazhora
S. Goncharuk
A. Kasianenko
A. Vachnenko

Clinical Immunology & Allergology


NK
PUBLISHERS


Clinical
& **Immunology**
Allergology

Bazhora Yu. I.,
Goncharuk S. F.,
Kasianenko A. V.,
Vachnenko A. V.

Third edition

Vinnytsia
Nova Knyha
2020





УДК 616-022(075.8)

К49

*Затверджено Міністерством освіти і науки України як підручник
для студентів вищих навчальних закладів (№ 1/11-17606 від 18.11.2013)*

Authors:

Yu. I. Bazhora – Doctor of Medical Sciences, Professor, Head of the Department of Clinical Immunology, Genetics and Medical Biology of Odessa National Medical University, Honored Worker of Science and Technics of Ukraine, Winner of the State Prize of Ukraine.

S. F. Goncharuk – Doctor of Medical Sciences, Professor, Professor of the Department of Clinical Immunology, Genetics and Medical Biology of Odessa National Medical University.

A. V. Kasianenko – PhD, Associate Professor, Associate Professor of the Department of Clinical Immunology, Genetics and Medical Biology of Odessa National Medical University.

A. V. Vachnenko – PhD, Associate Professor of the Department of Experimental and Clinical Pharmacology with Clinical Immunology and Allergology of higher educational medical institution of Ukraine “Ukrainian Medical Stomatological Academy”.

Reviewers:

I. Ya. Gospodarsky – Doctor of Medical Sciences, Head of the Department of Clinical Immunology, Allergology and General Patient Care of I. Ya. Horbachevsky Ternopil State Medical University.

V. S. Goidyk – Doctor of Medical Sciences, Head Doctor of Municipal Institution “Odessa Regional Tuberculosis Clinical Hospital”.

**Клінічна імунологія та алергологія = Clinical Immunology
and Allergology** / Bazhora Yu. I., Goncharuk S. F., Kasianenko A. V.,
K49 Vachnenko A. V. – 3rd ed. – Vinnytsia : Nova Knyha, 2020. – 272 p. : il.

ISBN 978-966-382-795-7


In the textbook the basic themes on clinical immunology and allergology are presented in accordance with the standard Program approved by the Ministry of Health of Ukraine. Considering a clinical orientation of the Program, problems of diagnostics, features of pathogenesis and disease courses, etc. are stated generally in each chapter. To make it easier to master material, the textbook contains many illustrations, tests and control questions.

The textbook is intended for English-speaking students and lecturers of higher educational medical institutions of III–IV accreditation levels.

УДК 616-022(075.8)

545063

ISBN 978-966-382-795-7



© Authors, 2014

© Authors, 2020

© Nova Knyha, 2020

Contents

PREFACE	7
CHAPTER I. Structure and principles of functioning of the immune system	9
1.1. Structure of the immune system	9
1.2. Acquired and congenital immunity	11
1.3. Major histocompatibility complex	19
1.4. Cellular immunity	21
1.5. Humoral immunity	34
1.6. Theoretical questions, practical skills and tests for practice and final control	45
CHAPTER II. Methods of immunological investigation. The concept of immunogram. Basic rules for estimation of the immune status	49
2.1. Immunologic anamnesis	49
2.2. Clinical and instrumental methods of estimation of the immune system condition	51
2.3. Syndromes of immune system dysfunction	52
2.4. Laboratory methods of estimation of the immune system	53
2.5. Immunogram: indications for administration and interpretation of results	59
2.6. Theoretical questions, practical skills and tests for practice and final control	61
CHAPTER III. Immunity and infectious process. AIDS/HIV	65
3.1. Characteristics of the course and stages of the infectious process pathogenesis	65
3.2. Antibacterial immunity	66
3.3. Antiviral immunity and protection against multicellular parasites	69
3.4. AIDS/HIV	72

3.5. Criteria of the laboratory estimation of the course of an infectious inflammatory process.	76
3.6. Theoretical questions, practical skills and tests for practical and final control	82
CHAPTER IV. Primary immunodeficiency	86
4.1. Definition of immunodeficiency	86
4.2. Classification of primary immunodeficiencies	86
4.3. Clinical manifestations in the immunodeficient states	91
4.4. Principles of treatment of primary immunodeficiencies	93
4.5. Diagnostics and treatment of some primary immunodeficiencies.	93
4.6. Theoretical questions, practical skills and self-control tests for practice and final control	99
CHAPTER V. Acquired (secondary) immunodeficiency	104
5.1. Definition of the acquired (secondary) immunodeficiency.	104
5.2. Criteria of diagnostics of secondary immunodeficiency conditions	105
5.3. Basic principles of immunotropic therapy prescription. Immunorehabilitation and immunoprophylaxis	107
5.4. Systematization of immunotropic therapy and groups of immunotropic preparations in Ukraine	109
5.5. General recommendations for immunotropic therapy prescription	111
5.6. Theoretical questions, practical skills and self-control tests for practice and final control	114
CHAPTER VI. Fundamentals of transplantation immunity	118
6.1. The concept of transplantation immunity	118
6.2. Types of transplants (grafts)	118
6.3. Forms and mechanisms of the transplant rejection	119
6.4. Pre-transplantation monitoring	122

6.5. Immunosuppressive therapy and posttransplantation monitoring	125
6.6. Theoretical questions, practical skills and tests for practice and final control	127
CHAPTER VII. Reproductive immunology	131
7.1. Immune interrelations in the system "father – mother – fetus" ..	131
7.2. Miscarriage (noncarrying of pregnancy)	133
7.3. Immunodependent forms of infertility in marriage	137
7.4. Immune aspects of contraception	140
7.5. Diagnostics of reproduction immunopathology	141
7.6. Theoretical questions, practical skills and tests for practice and final control	142
CHAPTER VIII. Antineoplastic immunity	147
8.1. Classification of oncogenes. Causes of tumors	147
8.2. Antineoplastic protection	148
8.3. Factors of immune resistance of tumor cells	151
8.4. Antigens of superficial structures of tumor cells	153
8.5. Immunodiagnostics and immunotherapy of tumors	154
8.6. Theoretical questions, practical skills and tests for practice and final control	165
CHAPTER IX. Autoimmune diseases	168
9.1. The concept of autoimmunity reaction and autoimmune disease	168
9.2. Etiology and pathogenesis of autoimmune diseases	169
9.3. Classification of autoimmune diseases	174
9.4. Principles of diagnostics and treatment of autoimmune diseases	175
9.5. Diagnostics and treatment of some autoimmune diseases	178
9.6. Theoretical questions, practical skills and tests for practice and final control	184

CHAPTER X. Reactions of hypersensitivity.	
Allergic (non-atopic) diseases	188
10.1. Classifications of hypersensitivity reactions	188
10.2. Pathogenesis of hypersensitivity reactions	189
10.3. Diagnostics and treatment of some allergic (non-atopic) diseases	203
10.4. Theoretical questions, practical skills and tests for practice and final control	207
CHAPTER XI. Allergic (atopic) diseases	211
11.1. Etiology and pathogenesis of atopic diseases. Pseudoallergy	211
11.2. Diagnostics of allergic diseases	213
11.3. Treatment of allergic diseases	226
11.4. Diagnostics and treatment of some allergic diseases	230
11.5. Theoretical questions, practical skills and tests for practice and final control	238
ANSWERS TO THE TESTS	242
BIBLIOGRAPHY	243
GLOSSARY	244
SUPPLEMENTS	255
INDEX OF NAMES	265
AUTHORS	266